

Dog Park Task Force Agenda
November 12, 2019
6:30pm
Takiff Center

- I. Review the results of the neighborhood survey from Shelton Park
- II. Discussion
- III. Next steps or recommendation

MINUTES OF OCTOBER 2, 2019 DOG PARK TASK FORCE MEETING
GLENCOE PARK DISTRICT
999 GREEN BAY ROAD, GLENCOE, ILLINOIS 60022

The meeting was called to order at 6:40pm and roll was called.

Commissioners and Staff present:

President Lisa Brooks, Vice President Stefanie Boron, Executive Director/Secretary Lisa Sheppard

Task Force Members present:

Michael Bier, Rene Firmin, Laurie Gross, Erich Haupt, Anne Nathan

Discussion on Article on Chevy Chase Dog Park Closure in Maryland: The task force talked about the article. Comments included...

- Chevy Chase issues about surrounding houses and parking could be similar to parking at Shelton on Harbor
- A draw for dogs, so there will be more issues with dogs going to the bathroom on route
- Possible solution to label a half-block or so - "no parking"
- The Village will look into parking on snow storage land during non-snow seasons, would not be available for about 5 months a year
- Noise was main complaint in the Chevy Chase articles, even with shortened hours the homeowners were bothered by noise. A berm, shrubs were suggested although a berm will take up most of the park. A berm in a suburban town next to a baseball park does not reduce the noise. Berms are more for visual, not for reduction in decibels.
- The low area at Shelton will need drainage or to be built up, possibly a good area for a berm
- People should lose their privileges if parking or the dog park is misused.
- Another park district revoked membership to a dog for biting another dog, the dog owner sued the park district for discrimination against their dog; the park district did not want to spend tax dollars on a lawsuit, so they gave the membership back.
- Limit hours during early and late hours; it was noted that Chevy Chase tried that, many work from home or have babies napping during the day

General Discussion: Comments included...

- Just because Shelton is the best of the bunch does not mean it should be advanced; there can still be obstacles that cannot be overcome.
- The task force should go door to door to touch base with those who do not respond to the survey. We want to hear their voice.
- The task force decided to reach out to Shelton neighbors first and do their due diligence and try to find a solution for a dog park that is needed.

- Owners knew about Watts Ice Rinks prior to buying whereas this would be a new amenity.
- Dog park size of .9 or .45 was discussed; .9 was advanced even with the more expensive price tag
- Water issues from turf was discussed, possibly a turf entrance only to reduce mud
- Making the tough decision that will affect neighbors

Survey Discussion:

- The survey will allow for multi-person households.
- Homes to be surveyed were determined based on home location and parking impact.

Next meeting: The task force will discuss the survey results. Comments were read from a member not able to attend the meeting.

Adjourn: The meeting adjourned at 8:04pm.

Respectfully submitted,

Lisa M. Sheppard
Secretary

MEMORANDUM

TO: Dog Park Task Force
FROM: Lisa Sheppard, Executive Director
SUBJECT: Dog Park Survey to Shelton Park
DATE: November 6, 2019

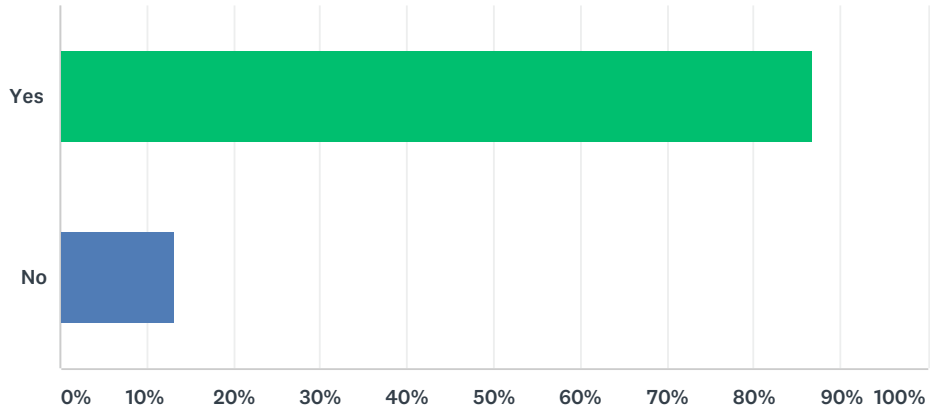
This is our final Dog Park Task Force meeting before we share our results at a community meeting. Although some of you are unable to attend, it is critical that we get everyone's input, so please read through the attached survey results and answer these questions. If you are unable to attend the meeting, email your answers and they will be shared during our discussion.

1. Please share your thoughts on the survey results and tell us if they influence your recommendation of this site for a dog park. Let us know why or why not.
2. What do you think would be the best next steps?
 - a. Do we proceed with this recommendation?
 - b. Should we revisit all the considered sites and continue the process?
 - c. Should we propose a different solution, such as forming a resident group to approach the forest preserve?

Please email your comments to lsheppard@glencoe parkdistrict.com

Q2 Are you a neighbor of Shelton Park?

Answered: 53 Skipped: 0

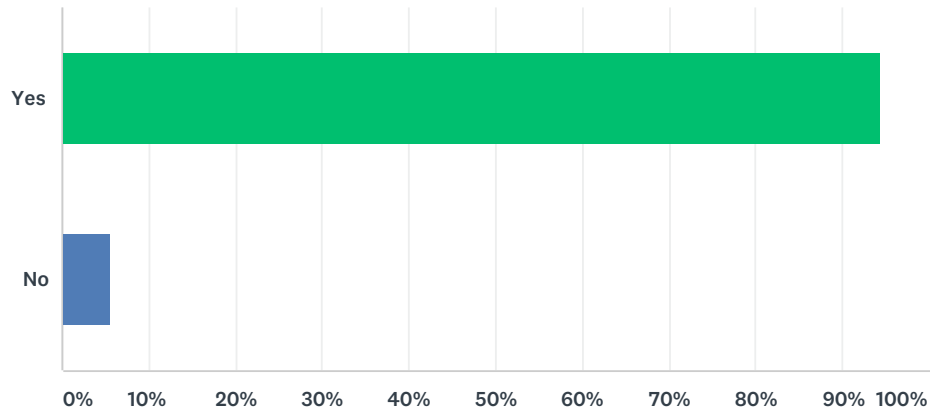


ANSWER CHOICES	RESPONSES	
Yes	86.79%	46
No	13.21%	7
Total Respondents: 53		

Dog Park Survey

Q3 Have you ever been to a dog park before?

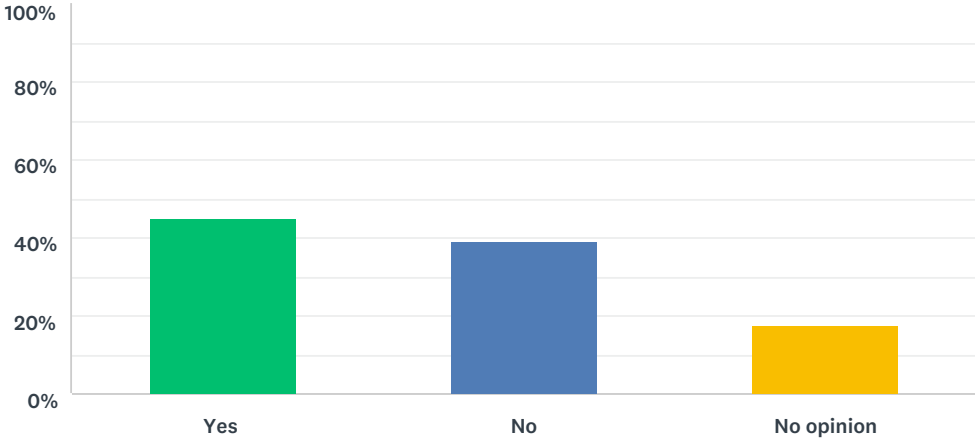
Answered: 53 Skipped: 0



ANSWER CHOICES	RESPONSES	
Yes	94.34%	50
No	5.66%	3
Total Respondents: 53		

Q4 Do you think Glencoe could benefit from an area where dogs could safely play off-leash?

Answered: 51 Skipped: 2

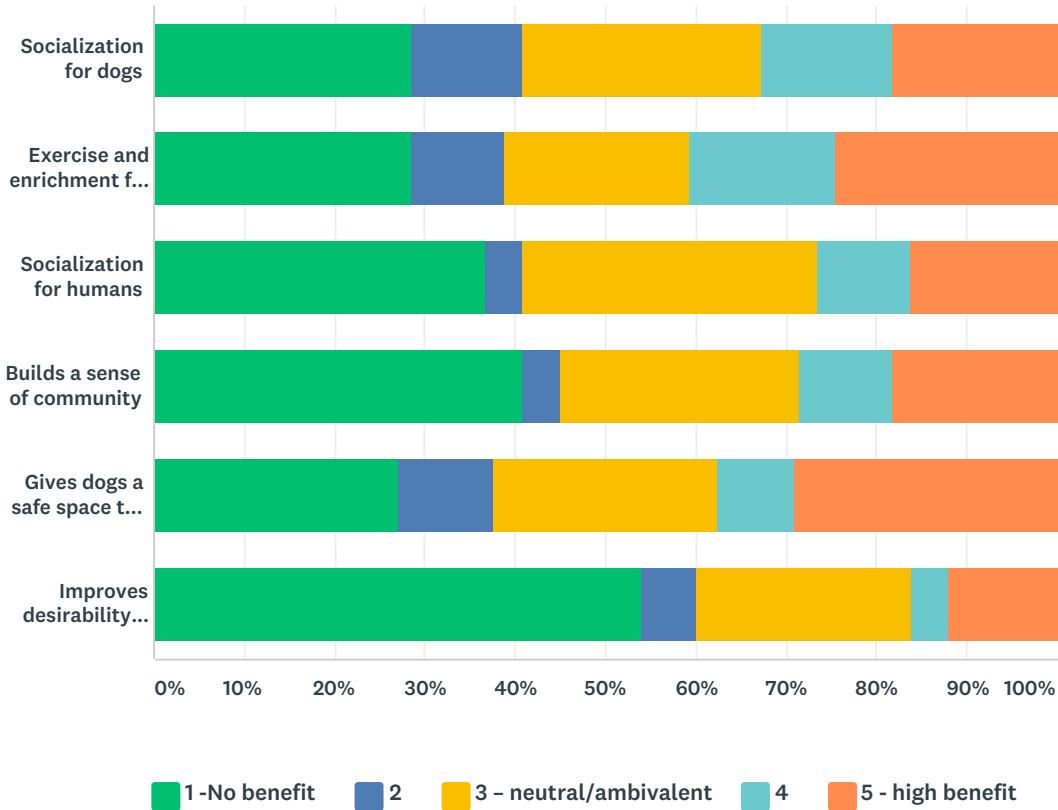


ANSWER CHOICES	RESPONSES	
Yes	45.10%	23
No	39.22%	20
No opinion	17.65%	9
Total Respondents: 51		

Dog Park Survey

Q5 What benefits could a dog park bring to Glencoe? (Rate the strength of your opinion: 1 – no benefit, 5 - high benefit and 3 – neutral/ambivalent)

Answered: 50 Skipped: 3



	1 -NO BENEFIT	2	3 – NEUTRAL/AMBIVALENT	4	5 - HIGH BENEFIT	TOTAL	WEIGHTED AVERAGE
Socialization for dogs	28.57% 14	12.24% 6	26.53% 13	14.29% 7	18.37% 9	49	2.82
Exercise and enrichment for dogs	28.57% 14	10.20% 5	20.41% 10	16.33% 8	24.49% 12	49	2.98
Socialization for humans	36.73% 18	4.08% 2	32.65% 16	10.20% 5	16.33% 8	49	2.65
Builds a sense of community	40.82% 20	4.08% 2	26.53% 13	10.20% 5	18.37% 9	49	2.61
Gives dogs a safe space to exercise and roam freely	27.08% 13	10.42% 5	25.00% 12	8.33% 4	29.17% 14	48	3.02
Improves desirability of Glencoe to potential buyers (newcomers)	54.00% 27	6.00% 3	24.00% 12	4.00% 2	12.00% 6	50	2.14

#	OTHER (PLEASE SPECIFY)	DATE
1	I do not want a dog park in Shelton Park!! I have a dog - she loves to play with her peers both not in the proposed park by my House!! All of these are important, But not in the Shelton Park Location!	11/4/2019 3:53 PM
2	These are all benefits to the dog and its owner noth the town of Glencoe or residents without dogs.	11/4/2019 3:19 PM

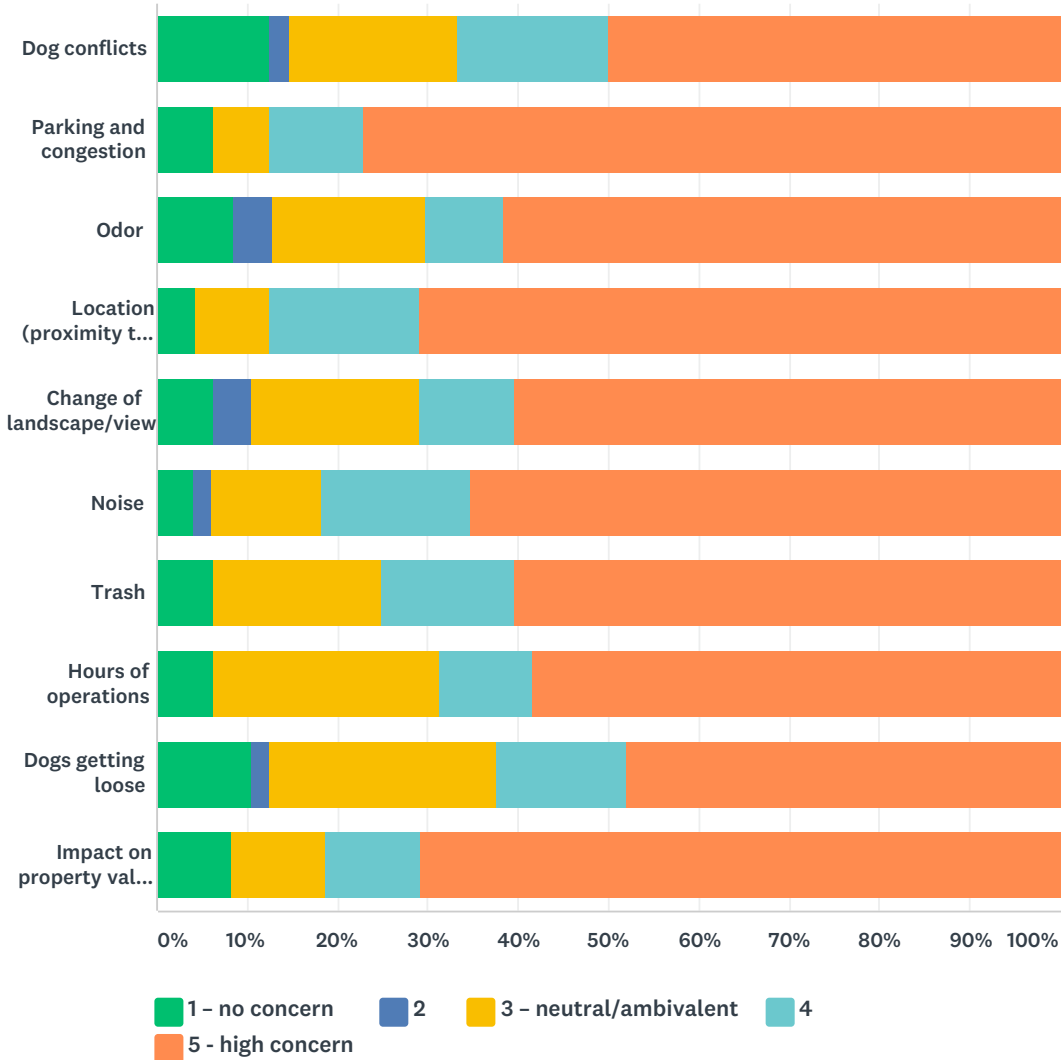
Dog Park Survey

3	We are strongly against this!	11/4/2019 3:16 PM
4	Dogs socialize on the Green Bay Trail, at the parks & downtown which in itself brings the sense of community. Dogs/owners have the beach 7 months out of the year to socialize. Dogs off leash are never guaranteed safe!	11/4/2019 3:13 PM
5	Not in Shelton Park!!!!	11/3/2019 9:41 AM
6	We have several dog parks nearby, already. this is a park for children to play with a beautiful garden for children to learn and grow.	10/25/2019 6:35 PM
7	Dogs should be able to run around in any park. A dog park in a crowded city like Chicago makes sense, but not a town like Glencoe. This sounds like a trendy idea that isn't necessary and adds infrastructure to one of the few beautiful, green spaces left in Glencoe. I would rather see wildflowers/tall native grasses and even more trees in this area instead. And let dogs roam there as well as people, rabbits, squirrels, etc. :)	10/24/2019 10:37 PM

Dog Park Survey

Q6 What concerns do you have for a dog park in the location shown on the rendering at the beginning of this survey? (Rate the strength of your opinion: 1 – no concern, 5 - high concern and 3 – neutral/ambivalent)

Answered: 49 Skipped: 4



	1 – NO CONCERN	2	3 – NEUTRAL/AMBIVALENT	4	5 - HIGH CONCERN	TOTAL	WEIGHTED AVERAGE
Dog conflicts	12.50% 6	2.08% 1	18.75% 9	16.67% 8	50.00% 24	48	3.90
Parking and congestion	6.25% 3	0.00% 0	6.25% 3	10.42% 5	77.08% 37	48	4.52
Odor	8.51% 4	4.26% 2	17.02% 8	8.51% 4	61.70% 29	47	4.11
Location (proximity to houses)	4.17% 2	0.00% 0	8.33% 4	16.67% 8	70.83% 34	48	4.50
Change of landscape/view	6.25% 3	4.17% 2	18.75% 9	10.42% 5	60.42% 29	48	4.15

Dog Park Survey

Noise	4.08%	2.04%	12.24%	16.33%	65.31%	49	4.37
	2	1	6	8	32		
Trash	6.25%	0.00%	18.75%	14.58%	60.42%	48	4.23
	3	0	9	7	29		
Hours of operations	6.25%	0.00%	25.00%	10.42%	58.33%	48	4.15
	3	0	12	5	28		
Dogs getting loose	10.42%	2.08%	25.00%	14.58%	47.92%	48	3.88
	5	1	12	7	23		
Impact on property value for homes near dog park	8.33%	0.00%	10.42%	10.42%	70.83%	48	4.35
	4	0	5	5	34		

#	OTHER (PLEASE SPECIFY)	DATE
1	Parking, especially on Harbor Street	11/5/2019 3:59 PM
2	Down grading an existing park planned for area residents homeowners with children.	11/4/2019 3:58 PM
3	Highly Concerned!	11/4/2019 3:53 PM
4	Proximity to current users - tot lot, walking path;GB trail; houses changing the character of Shelton Park; flood plain issues.	11/4/2019 3:48 PM
5	Many activities are in the park already including stoplights, children going to school, cross traffic to Sheridan to Green Bay and more!	11/4/2019 3:40 PM
6	Don't want to lose our path cutting through from north to south. Your map looks like it is entirely eliminated - don't want to use the path by tracks.	11/4/2019 3:36 PM
7	There is flooding in that area of the park. There are already cars parked on Harbor during school pick-up hours and for special events at South School.	11/4/2019 3:32 PM
8	None	11/4/2019 3:24 PM
9	Changes the whole nature of this park from quiet neighborhood to crowded, noisy-not good for little kids. Already has cyclists and pedestrians with kids - dogs would overload it- and I have a dog.	11/4/2019 3:22 PM
10	Way too much happens around Shelton Park already. Train crossing, bike trail, walking trail, farm, playground, snow removal storage, construction launching site. Shelton Park also frequently floods. It makes no sense to add to all of this another element that will only bring more congestion. There are other parks in Glencoe that are rarely used and have easier access to parking such as the park across from the Glencoe train station parking and north of Union Church.	11/4/2019 3:16 PM
11	Brings risk of theft to homes/ Outsiders!	11/4/2019 3:16 PM
12	That space is very low & holds a lot of water; worried it would end up being a big mud pit!!	11/4/2019 3:08 PM
13	Could having a dog park affect the bike & run walk paths. This also is one of the most dangerous intersects in Glencoe/train, car, walkers, bikers,and runners.	11/4/2019 3:02 PM
14	This location is too close to a playground and homes!	11/4/2019 2:46 PM
15	This would significantly NEGATIVELY impact the homes and families that border the dog park. there would be an increase in noise, congestion and odor. The proposed parking is inadequate. The playground in the park would be negatively impacted. This also proposed in a flood plain creating a chronically muddy park. The proposed entrance off of Harbor street is a busy and dangerous intersection with Green Bay trail traffic, busy Harbor St traffic and the threat of fast moving trains at that intersection - this is an accident waiting to happen!! Overall, this a BAD location for a dog park, it should NOT be located in a highly populated residential area so close to Glencoe resident homes.	11/3/2019 1:16 PM
16	Terrible for Shelton Park!!!! Harbor St is busy enough!	11/3/2019 9:41 AM
17	It will change Shelton Park for the worse. It will ruin the character of the neighborhood. There is NO parking. Flood plain.	10/31/2019 1:40 PM
18	There is a very popular playground used for lots of group outings right next to the proposed site. Also, inadequate drainage in Shelton Park - the park routinely floods after heavy rains.	10/29/2019 10:04 PM

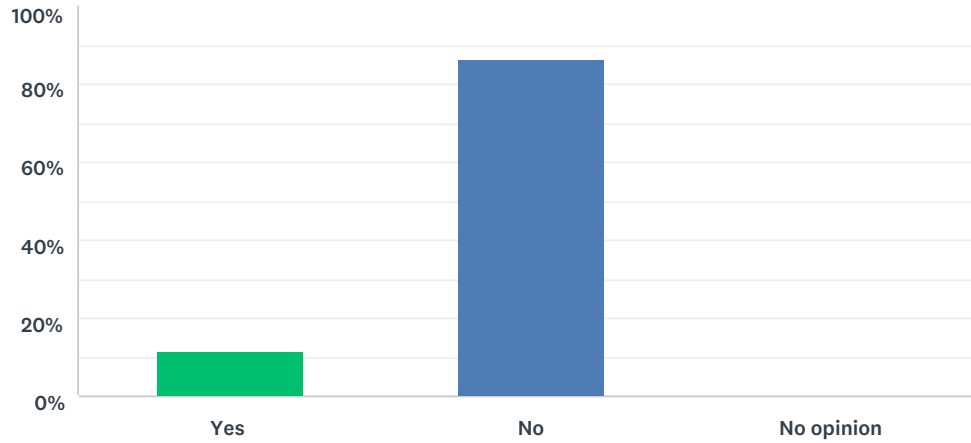
Dog Park Survey

19	Unfairness of dog park adversely affecting only certain Glencoe residents who live near the park	10/29/2019 9:49 PM
20	Safety of children in play area, bikers, walkers Flood area not ideal for dog park.	10/26/2019 5:02 AM
21	It would hurt the beautiful teaching garden in the park	10/25/2019 6:35 PM
22	see above.	10/24/2019 10:37 PM
23	I lived across from a dog park in Miami and there were many conflicts. Dogs became aggressive and then owners became aggressive. It was not a good experience.	10/24/2019 8:08 PM
24	This area floods so concern about mud	10/24/2019 8:04 PM

Dog Park Survey

Q7 Would you support a dog park in the area shown on the rendering?

Answered: 52 Skipped: 1



ANSWER CHOICES	RESPONSES	
Yes	11.54%	6
No	86.54%	45
No opinion	0.00%	0
Total Respondents: 52		

#	IF NO, LET US KNOW IF ANYTHING COULD BE DONE TO MAKE THIS AREA ACCEPTABLE:	DATE
1	We utilize the park for our toddler to play and run around. A dog park would limit our ability to do this and take away from the natural beauty. The park was a big reason why we chose to move to Glencoe.	11/4/2019 8:00 PM
2	The area already accomodates a childrens playground, tennis players, gardeners and adult park users like me!	11/4/2019 3:58 PM
3	Locate it somewhere else - see attached for reasons	11/4/2019 3:56 PM
4	NO!! Important to note! My only hesitation is this particular area gets EXTREMELY marshy/flooded during high rains& basic elements- how do you intend to keep the area dry & free of fecal odor & bugs that come with "septic" situation, this is a major issue to consider or remedy please.	11/4/2019 3:53 PM
5	This are does not lend itself to meet dog park location criteria. Too manyu conflicts. See attachment of letter.	11/4/2019 3:48 PM
6	Nothing can be done. This area is simply located too close to other homes and would adverse;u affect the beauty and serenity of Shelton Park.	11/4/2019 3:43 PM
7	No, nothing	11/4/2019 3:40 PM
8	Don't eliminate the current path throught that area. Not if you cut out path.	11/4/2019 3:36 PM
9	Move it north. To a park near trains station. More parking.	11/4/2019 3:33 PM
10	Nothing would make this area acceptable to me.	11/4/2019 3:29 PM
11	Very concerned about dogs getting Loose and conflicts between dogs.	11/4/2019 3:26 PM
12	Have dog park out on west side of Glencoe by Fores Preserve	11/4/2019 3:16 PM
13	Move it! Or we don't need it! This is a waste of money to spend on a dog park that will require upkeep and regulations(someone to enforce). Brings down property value.	11/4/2019 3:13 PM

Dog Park Survey

14	Avoid water build up in that area; fence in make sure dogs have shot tags & hold owners accountable (ticket,fine if not); some way to complain if problems.	11/4/2019 3:08 PM
15	This proposal is once again not thought through. You have Village trucks, trains, walkers, Runners, bikers, and school crossing all going by a dog park! Not Safe! Please see attachment with commets.	11/4/2019 3:02 PM
16	I believe that this idea is interesting but I have significant concerns about the location and strongly oppose it at the moment.	11/4/2019 2:56 PM
17	This area is too close to a park that frequents small children. Dogs will get loose.	11/4/2019 2:53 PM
18	No its too close to playground and homes, that area of the park is always flooded and where would the parking be? No parking its too small! Is there any possibility the dog park could be in the Cook County Forest Preserves on Lake Cook and Green Bay? That's a great location lots of space, parking, away from schools, playgrounds, and homes.	11/4/2019 2:46 PM
19	This is an unacceptable area for a dog park. Other areas should be considered such as the shared area near Turnbull woods.	11/3/2019 1:16 PM
20	Change the location -this area is highly saturated with marshland and already busy with pedestrian and vehicle traffic -no way would this serve as a benefit to our neighborhood-it would be a total disaster of sewage-fecal residue and absurd traffic and noise to us-NO WAY!!! Find another location!!	11/3/2019 9:41 AM
21	No. Shelton Park is not a good location. This dog park will completely change the beauty and use of the park!	10/31/2019 1:40 PM
22	Nothing. No one in this community should be forced to live close to a dog park. If we can't find a site where no one is adversely affected then we should not have a dog park.	10/29/2019 10:04 PM
23	No -- no dog park should be located adjacent to or behind any house anywhere in Glencoe. If we can't find a place with no nearby homes (e.g. beach, golf course, etc.) then we should not have a dog park -- nobody wants the dog park near their house and no supporter would volunteer his or her back yard as a location.	10/29/2019 9:49 PM
24	We do not want a dog park, period.	10/27/2019 8:31 AM
25	Our property backs to the park. We are highly opposed to the dog park in the SW corner of Shelton Park. We already live with the cell tower in our area, the frequent train noise in our area and one-side street parking. The addition of a dog park sounds like another noise and garbage contributor and frankly, a nightmare that will lower our property values. We love dogs and we walk dogs all over our beautiful village and we have never had a problem. I see no need to spend our tax dollars on this eyesore in our beautiful open space park. Do we need to fill up every square foot of open space?? The properties around the park already have flooding problems. Where will the dog park drainage go?? Most likely, right into our back yards. Do we really have so much money that we can spend it on a dog park?? Why don't we fix our village wide drainage problems with the extra money? This proposed area is currently a perfect area for biking, walking, jogging on the close by trail. We don't need our dogs barking at every passerby. If dogs get loose, I'm concerned about the children who play freely in the nearby playground. Parking will be a nightmare for those who will drive to the dog park. We already have parking issues. Does anyone on the task force live on property directly connected to the park? Thanks for allowing input.	10/26/2019 5:02 AM
26	Making this area would destroy Shelton Park and leave no area for people without dogs to enjoy the park. I walk my dog in the park five times a day. This would prevent me from walking in the park. The traffic and noise would destroy the quiet use of the park and present a noise problem at all hours. It would adversely change the character of the neighborhood and adversely affect the value of the homes bordering the park. The park currently is in a flood plain which is not conducive to high dog traffic. As it is now, the park district could do a better job in controlling flooding of the paths which are impassable after a rain or snow. The situation is very dangerous and could lead to injury of people walking on the path and a major liability to the village. The entrance to the park and any dog park is in a very dangerous location. It is where the bike path, the green bay trail, bikers and walkers all come together. The location of the metra tracks present a major hazard. Finally parents picking up there children from South School would not longer be able to park along harbor street to walk over to the school to meet their children. The location for the dog park is totally inappropriate. Tom Wechtet	10/25/2019 4:34 PM

Dog Park Survey

27	Again - Glencoe park district is on a tear to develop/urbanize the few remaining green spaces - and I have noticed that when they do, too few trees/grasses/bushes are planted around the large new infrastructures. Open green spaces give a lot of value to the area, and they are disappearing quickly. A dog park isn't needed in Glencoe. Friends Park, which was one of the first projects that was re-done recently, only a few years later has 1/4 of the equipment already broken/removed, nothing new put back, and ripped up turf - it already looks shabby. And the lack of mature trees means little shade or natural climbing fun for kids. I'm not in favor of more developments that get neglected only a few years later.	10/24/2019 10:37 PM
28	Put it Takiff	10/24/2019 8:12 PM
29	There is no open field for kids to play near this park if this area is used for dogs. I also don't love That it is next to a children's unfenced park. If the kids park was fenced in and the dog park was fenced in it would be a little better but still not good for living across from it.	10/24/2019 8:08 PM
30	I cannot find a way to make this acceptable. It will be loud and smell and make the playground undesirable for kids to go to due to the smell and noise. It will make playing at the tennis courts less desirable. Also, we've already had a MAJOR change to the noise level and landscape with the removal of trees/landscaping between the homes and the train. We don't want this too.	10/21/2019 6:43 PM

We go to the dog park in Lake Forest, Prairie Wolf Dog Park. It is a 44 acres for the dogs to roam free. I realize it is part of the Lake County Forest Preserves, but it works because it is so large and the dogs are not on top of each other.

I have taken my dog to the Deerfield Dog Park which is as small as the one proposed for Glencoe. The dogs are on top of each other and really don't have anywhere to run.

Is there any possibility the dog park could be in the Cook County Forest Preserves on Lake Cook and Green Bay? That's a great location – lots of space, parking, away from school and playgrounds!

Proximity to Residential Property

An architect advises us that a dog park should be at least 200 feet from private residences. Based upon the scale of the drawings, the proposed dog park will be approximately 150 feet from our property.

Further, research indicates dog parks should have two sections, one for large dogs and one for small dogs. Does the proposed size accommodate two sections, or would the size need to be increased (and thus be even closer to our property) to accommodate two sections?

Proximity to Playground

Based upon the scale of the drawings, the proposed park will be less than 100 feet from the playground equipment located immediately to the North of the proposed dog park.

It is inevitable that dogs will run loose outside of the proposed park. Small children do not know how to act with an unfamiliar dog, at times causing a dog to bite. A dog park this close to the playground equipment is a dangerous condition for the many children who play there.

Waste

Dogs defecate whenever and wherever the animal feels the need. Many dog owners do not respect private property and not all owners pick up after their dogs, be it concerning public or private property, as is evidenced by our repeatedly having to clean up defecation from the parkway in front of our house and our front lawn.

Others, who pick it up, throw it in our garbage receptacle or yard waste bag if either happens to be on the parkway for a pick up day. At least a couple of times a year, the dog waste bags break (if they were ever tied closed). If the defecation is put in the garbage receptacle, we have to clean the inside. If it was placed in the yard waste bag, we get the stench until the yard waste is picked up.

There have been times when we have not seen the defecation on the parkway or front lawn and have either stepped in it or driven the lawn mower through it.

If a dog park is located behind our house, it is inevitable that some dogs will get out of the park and run around with some ending up in our yard. Therefore, we will then have to deal with loose dogs, strangers trespassing on our property to get their dogs and having to clean up our back yard (in addition to the front yard) when a dog feels the need and defecates.

Smell

Based upon what already occurs on the parkway and our front lawn, we doubt that all users of the dog park will clean up after their dogs (assuming the rules require the same). Who is going

to monitor the dog park to enforce rules and how often? If dog owners do not pick up after their dogs, will the park district have employees do so and if so, how often?

Even if we are told park district employees will clean the park every day (which would definitely not occur since park district employees generally do not work on weekends and holidays, let alone work to clean up dog excrement), is once a day sufficient to prevent stench from drifting onto our property?

How often would the trash receptacle be emptied? Would that be once a week? Clearly, the dog park would not be cleaned and the trash receptacle for the dog park emptied often enough to prevent the smell that occurs naturally. Any smell will easily travel 150 feet!

The smell is worse in warm weather, The warmer the weather, the more people will want to use the park and, thus, the more waste and smell there will be drifting into our yard.

Noise

Some dogs bark at people, vehicles and other dogs. When a dog barks at another dog, the other dog generally then begins barking. We know this to be the case as frequently, when someone is walking their dog on the sidewalk in front of our house and another dog is being walked across the street, both dogs start barking. When there are multiple dogs in the dog park, there will be barking.

The Green Bay Trail is adjacent to the proposed park and the commuter tracks are immediately West of the trail. Dogs will bark at walkers, cyclists and runners on the trail and at the commuter trains. The noise will easily carry approximately 150 feet to our yard.

The warmer the weather, the more people will want to use the dog park and more noise will occur thus preventing us from having any quiet in our rear yard.

Congestion

Shelton Park is already home to a portion of the Green Bay Trail, the community garden, playground equipment and tennis courts. In warm weather, the parking on park district's parking on Old Green Bay Road fills with people then parking on Old Green Bay Road.

We understand that it is proposed users of the park will park their vehicles along Harbor. This will make Harbor congested also.

We understand it is also proposed that people will park North of Harbor on the East side of the railroad tracks. This area is already used by the Village. During the winter the area is used to dump snow that is removed from the business district. By March, there are piles of snow all the way South to near Harbor. During other portions of the year, we know it is used as we frequently hear the noise made when a truck backs up. How could people park there?

Property Value

If there is a choice of purchasing two equal houses, with one within 150 feet of dog park with all of the issues mentioned above, which would you choose? Which will sell faster and at a higher price?

We would like a written explanation as to why every other park in Glencoe was ruled out and Shelton Park, already home to a portion of the Green Bay Trail, the community garden, playground equipment and tennis courts, was determined to be the unanimous choice.

Are the people who have been making a consistent request for a dog park volunteering for it to be 150 feet from their property?

A dog park at the proposed location would unquestionably be a nuisance to us and our neighbors.

October 27, 2019

To the Glencoe Dog Park Task Force,

We are writing to strongly object to Shelton Park as a site for a dog park in Glencoe.

After receiving the survey one week ago on a beautiful fall Sunday afternoon, I walked with my dog into Shelton Park and surveyed the beautiful, quiet, neighborhood park in all its glory. A family was playing at the playground. Some bicycles and runners were using the path. It was the Shelton Park I have known my entire life. I grew up in the house where my family now lives.

I then went to the Winnetka dog beach and the Wilmette Dog Beach – in the same hour of the same day, the mood and noise and bustle and congestion of the dog beaches themselves, the parking and the coming and going could not have been in more direct contrast to the experience I had minutes earlier at Shelton Park.

A dog park changes the character of the neighborhood, which is why our neighbor, the Village of Winnetka, has put on hold its plans to create a land based dog park. “Like Glencoe,” I was told, there is no suitable location in our village for a dog park. The primary reason for putting the project on hold is “the impact on neighbors.”

We have family in Winnetka and Wilmette. Both families use the dog beaches. Both families drive to the dog beaches. Both families enjoy the community and outdoor time they experience while their dogs play in the water and on the sand. I agree that community is a good reason for a dog park, but Shelton Park is not an appropriate location:

- **Best Practice Design Avoids** playgrounds, community gardens, trails, natural areas, and proximity to homes – 200-foot buffer for suburban areas. Shelton Park has all of these.
- **Change of character** from quiet neighborhood park setting to noisy barking dogs on mornings, evenings and weekends. Large fenced area in middle of park.
- **Lack of Parking** – Proposed parking along METRA tracks not available year-round and unsafe.
- **Flood Plain** – Shelton Park is a flood plain and has ponding and saturated land areas not conducive to high impact dog park activity.
- **Dangerous entrance** off Harbor Street at congested intersection with Green Bay Trail bikers, walks, runners, METRA tracks.

Neighboring communities’ dog parks are located in proximity to fields, forest preserves, industrial parks, and commercial buildings, NEVER in the middle of a quiet residential neighborhood.

Parking and traffic on weekends, evenings and early mornings around Shelton Park is a concern. Currently when the playground is busy, traffic along Old Green Bay Road and neighboring streets is impacted by parked cars on curving streets with poor sightlines and narrow roads. When the community garden is hosting an event, traffic is an issue – even with parking along the railroad tracks.

For these reasons and for the safety and well being of all neighbors, park users, and dogs, please note our opposition to plans for a dog park at Shelton Park.